

**American River Flood Control District
Staff Report**

Investment Transactions Summary; August 2019

LAIF:

- There were no transactions in this account during the month of August.

City Pool A

- On June 30, 2019 a total of \$194,936.17 was transferred from Interest Receivable to the Cash Balance.
- Accrued Interest Receivable for the month of July was \$18,761.40.
- Accrued Interest Receivable for the month of August was \$18,452.76.
- As of August 31, 2019, the balance of Interest Receivable in this account was \$37,214.16

Interest Receivable is accrued and transferred to the Cash Balance at the discretion of the City.

River City Bank Money Market:

- On August 31, 2019 a monthly interest payment was deposited in the amount of \$1,877.13.

River City Bank Checking:

- On August 2, 2019 a deposit was received from Sacramento County Tax Collectors in the amount of \$38,024.99.
- On August 13, 2018 a miscellaneous deposit was made in the amount of \$16,569.19
- Total amount of Accounts Payable cleared during the month of August was \$175,577.58.
- On August 31, 2019 a monthly interest payment was deposited in the amount of \$15.76.

**American River Flood Control District
Investment Transaction Report
August 2019**

Item 2b

Balance and Transactions

Account		LAIF	City Pool A	River City Bank Money Market	River City Bank Checking
Beginning Balance	8/1/19	\$455,769.42	\$8,433,300.92	\$1,025,074.92	\$203,176.71
Transactions					
City Pool A Interest to Cash Balance	6/30/19		194,936.17		
Sacramento County Tax Collector	8/2/19				38,024.99
Department of Water Resources	8/13/19				16,569.19
City Pool A Interest	8/31/19		18,452.76		
River City Bank Interest	8/31/19			1,877.13	15.76
Accounts Payable (cleared)					(175,577.58)
Ending Balance:	8/31/19	\$455,769.42	\$8,628,237.09	\$1,026,952.05	\$82,209.07

**City Pool A Interest is accrued and deposited in the account at the discretion of the City.

Interest

Date:	Sep 2018	Oct 2018	Nov 2018	Dec 2018
LAIF	2.06	2.14	2.21	2.29
City Pool A	2.89	2.27	2.33	2.41
River City Bank Money Market	1.73	1.79	1.87	1.95
River City Bank Checking	0.06	0.08	0.09	0.06
Date:	Jan 2019	Feb 2019	Mar 2019	Apr 2019
LAIF	2.36	2.39	2.44	2.45
City Pool A	2.45	2.63	2.5	2.58
River City Bank Money Market	2.01	2.10	2.14	2.19
River City Bank Checking	0.09	0.10	0.10	0.10
Date:	May 2019	June 2019	Jul 2019	Aug 2019
LAIF	2.45	2.43	2.38	2.34
City Pool A	2.56	2.56	2.56	2.51
River City Bank Money Market	2.22	2.23	2.20	2.18
River City Bank Checking	0.10	0.10	0.10	0.10

**American River
Flood Control
District**

AMERICAN RIVER FLOOD CONTROL DISTRICT

MONTHLY REVIEW – JULY 2019

STRATEGY

The ARFCD funds are invested in the City of Sacramento’s Pool A investment fund. The Fund is invested pursuant to the objectives and requirements set forth in the City’s investment policy. The three objectives of the investment policy, in order of priority, are (1) the preservation of capital by the investment in safe instruments, (2) the liquidity needs of the City and pool participants so such parties will have access to cash when they need it, and (3) the maximizing of current income while remaining consistent with the other more important objectives. The City’s investment policy incorporates applicable provisions of state law including, among other things, the prudent person standard and California Code Section 53601 pertaining to eligible investments.

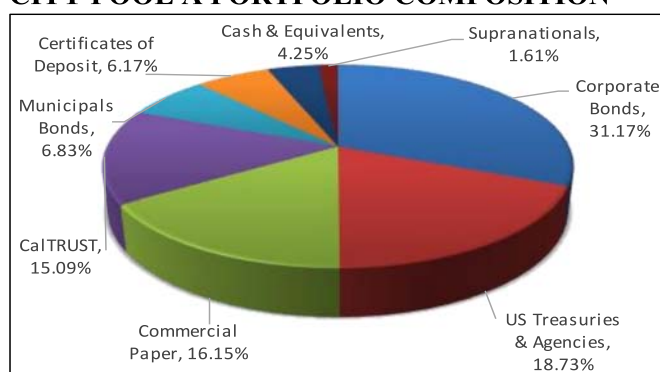
PORTFOLIO STATISTICS

Beginning Balance	8,628,237
Contributions	-
Withdrawals	-
Interest Earned	18,761
Ending Balance	8,646,998

PERFORMANCE COMPARISON

City Pool A	2.56%
LAIF	2.38%
90 Day T-Bill	2.04%
Federal Funds	2.39%

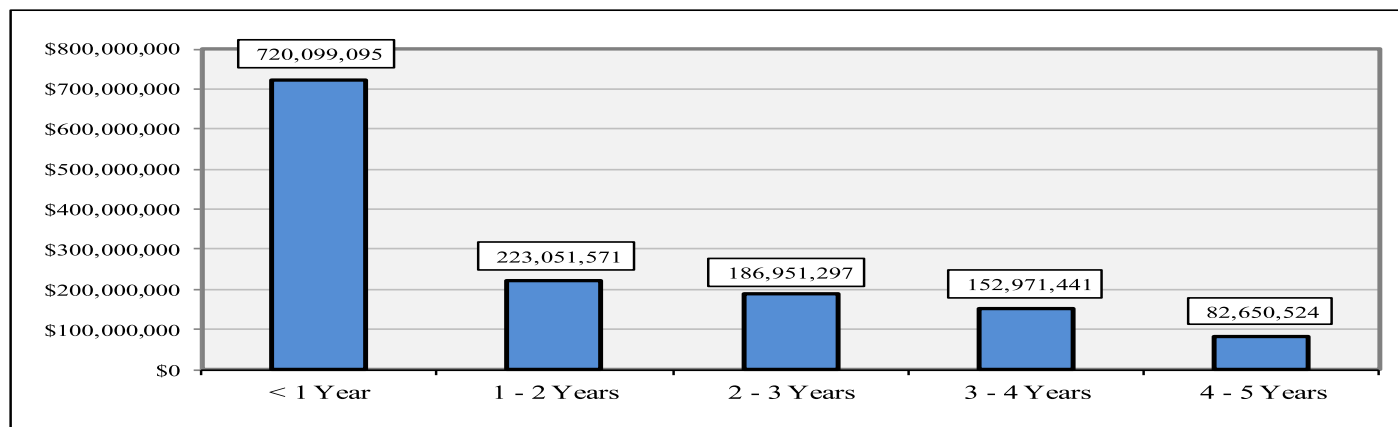
CITY POOL A PORTFOLIO COMPOSITION



Asset Type	Pct. Assets	YTM
Corporate Bonds	31.17%	2.59%
US Treasuries & Agencies	18.73%	2.23%
Commercial Paper	16.15%	2.70%
CalTRUST	15.09%	2.37%
Municipals Bonds	6.83%	2.26%
Certificates of Deposit	6.17%	2.62%
Cash & Equivalents	4.25%	2.19%
Supranationals	1.61%	2.04%

CITY POOL A MATURITY SCHEDULE

Maturity	Market Value	Pct. Holdings
< 1 Year	720,099,095	52.73%
1 - 2 Years	223,051,571	16.33%
2 - 3 Years	186,951,297	13.69%
3 - 4 Years	152,971,441	11.20%
4 - 5 Years	82,650,524	6.05%
Total	1,365,723,928	100.00%



City of Sacramento
 CASH LEDGER
American River Flood Control District
 From 07-01-19 To 07-31-19

All Cash Accounts

Trade Date	Settle Date	Tran Code	Quantity	Security	Amount	Cash Balance
Pool A Interest Receivable						
07-01-19				Beginning Balance		0.00
07-31-19	07-31-19	in		Pool A Cash	18,761.40	18,761.40
				Jul 2019 estimated Pool A interest	18,761.40	
07-31-19				Ending Balance		18,761.40
Pool A Cash						
07-01-19				Beginning Balance		8,628,237.09
07-31-19				Ending Balance		8,628,237.09

**American River
Flood Control
District**

AMERICAN RIVER FLOOD CONTROL DISTRICT MONTHLY REVIEW – AUGUST 2019

STRATEGY

The ARFCD funds are invested in the City of Sacramento’s Pool A investment fund. The Fund is invested pursuant to the objectives and requirements set forth in the City’s investment policy. The three objectives of the investment policy, in order of priority, are (1) the preservation of capital by the investment in safe instruments, (2) the liquidity needs of the City and pool participants so such parties will have access to cash when they need it, and (3) the maximizing of current income while remaining consistent with the other more important objectives. The City’s investment policy incorporates applicable provisions of state law including, among other things, the prudent person standard and California Code Section 53601 pertaining to eligible investments.

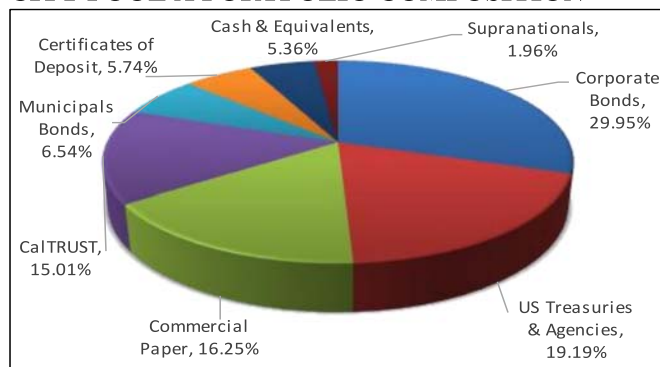
PORTFOLIO STATISTICS

Beginning Balance	8,646,998
Contributions	-
Withdrawals	-
Interest Earned	18,453
Ending Balance	8,665,451

PERFORMANCE COMPARISON

City Pool A	2.51%
LAIF	2.34%
90 Day T-Bill	1.90%
Federal Funds	2.12%

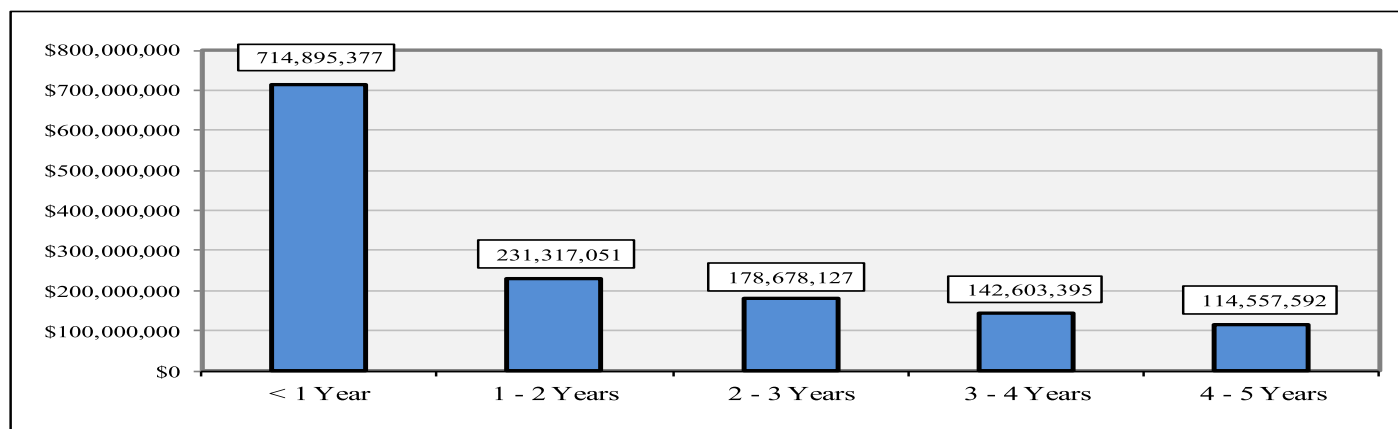
CITY POOL A PORTFOLIO COMPOSITION



Asset Type	Pct. Assets	YTM
Corporate Bonds	29.95%	2.61%
US Treasuries & Agencies	19.19%	2.16%
Commercial Paper	16.25%	2.57%
CalTRUST	15.01%	2.20%
Municipals Bonds	6.54%	2.28%
Certificates of Deposit	5.74%	2.61%
Cash & Equivalents	5.36%	2.17%
Supranationals	1.96%	2.07%

CITY POOL A MATURITY SCHEDULE

Maturity	Market Value	Pct. Holdings
< 1 Year	714,895,377	51.72%
1 - 2 Years	231,317,051	16.74%
2 - 3 Years	178,678,127	12.93%
3 - 4 Years	142,603,395	10.32%
4 - 5 Years	114,557,592	8.29%
Total	1,382,051,542	100.00%



City of Sacramento
 CASH LEDGER
American River Flood Control District
 From 08-01-19 To 08-31-19

All Cash Accounts

Trade Date	Settle Date	Tran Code	Quantity	Security	Amount	Cash Balance
Pool A Interest Receivable						
08-01-19				Beginning Balance		18,761.40
08-31-19	08-31-19	in		Pool A Cash	18,452.76	37,214.16
				Aug 2019 estimated Pool A interest		
					18,452.76	
08-31-19				Ending Balance		37,214.16
Pool A Cash						
08-01-19				Beginning Balance		8,628,237.09
08-31-19				Ending Balance		8,628,237.09

California State Treasurer *Fiona Ma, CPA*



Local Agency Investment Fund
P.O. Box 942809
Sacramento, CA 94209-0001
(916) 653-3001

September 03, 2019

[LAIF Home](#)
[PMIA Average Monthly Yields](#)

AMERICAN RIVER FLOOD CONTROL DISTRICT

DISTRICT ENGINEER/MANAGER
165 COMMERCE CIRCLE, SUITE D
SACRAMENTO, CA 95815

[Tran Type Definitions](#)

Account Number: 90-34-002

August 2019 Statement

Account Summary

Total Deposit:	0.00	Beginning Balance:	455,769.42
Total Withdrawal:	0.00	Ending Balance:	455,769.42



River City Bank

WWW.RIVERCITYBANK.COM
PO Box 15247, Sacramento, CA 95851-0247
Return Service Requested

Item 2b



Last statement: July 31, 2019
This statement: August 31, 2019
Total days in statement period: 31

AMERICAN RIVER FLOOD CONTROL DISTRICT
C/O ROBERT MERRITT, CPA
4000 MAGNOLIA HILLS DR
EL DORADO HILLS CA 95762-6561

Page 1
0811100952
(0)

Direct inquiries to:
916-567-2836

WE'RE UPDATING OUR DEPOSIT ACCOUNT AGREEMENT AND FEE SCHEDULES. ON OCTOBER 1, 2019, THESE AGREEMENTS WILL BE REVISED TO PROVIDE CLARIFICATIONS AND REFLECT THE MOST CURRENT INFORMATION. TO REVIEW A SUMMARY OF THE CHANGES OR REVIEW THE COMPLETE AGREEMENTS, PLEASE VISIT: RIVERCITYBANK.COM/UPDATES-TO-AGMTS/

Public Fund Money Market

Account number	0811100952	Beginning balance	\$1,025,074.92
Low balance	\$1,025,074.92	Total additions	1,877.13
Average balance	\$1,025,074.92	Total subtractions	0.00
Avg collected balance	\$1,025,074	Ending balance	\$1,026,952.05
Interest paid year to date	\$7,580.61		

CREDITS

Date	Description	Additions
08-31	Interest Credit	1,877.13

DAILY BALANCES

Date	Amount	Date	Amount	Date	Amount
07-31	1,025,074.92	08-31	1,026,952.05		

INTEREST INFORMATION

Annual percentage yield earned	2.18%
Interest-bearing days	31
Average balance for APY	\$1,025,074.92
Interest earned	\$1,877.13

AMERICAN RIVER FLOOD CONTROL DISTRICT
August 31, 2019

Page 2
0811100952

OVERDRAFT/RETURN ITEM FEES

	Total for this period	Total year-to-date
Total Overdraft Fees	\$0.00	\$0.00
Total Returned Item Fees	\$0.00	\$0.00



River City Bank

WWW.RIVERCITYBANK.COM

PO Box 15247, Sacramento, CA 95851-0247

Return Service Requested

Item 2b



Last statement: July 31, 2019
This statement: August 31, 2019
Total days in statement period: 31

AMERICAN RIVER FLOOD CONTROL DISTRICT
C/O ROBERT MERRITT, CPA
4000 MAGNOLIA HILLS DR
EL DORADO HILLS CA 95762-6561

Page 1
0811090736
(65)

Direct inquiries to:
916-567-2836

WE'RE UPDATING OUR DEPOSIT ACCOUNT AGREEMENT AND FEE SCHEDULES. ON OCTOBER 1, 2019, THESE AGREEMENTS WILL BE REVISED TO PROVIDE CLARIFICATIONS AND REFLECT THE MOST CURRENT INFORMATION. TO REVIEW A SUMMARY OF THE CHANGES OR REVIEW THE COMPLETE AGREEMENTS, PLEASE VISIT: RIVERCITYBANK.COM/UPDATES-TO-AGMTS/

Public Fund Interest Checking

Account number	0811090736	Beginning balance	\$203,176.71
Enclosures	65	Total additions	54,609.94
Low balance	\$82,197.51	Total subtractions	175,577.58
Average balance	\$188,712.18	Ending balance	\$82,209.07
Avg collected balance	\$188,177		

CHECKS

Number	Date	Amount	Number	Date	Amount
7067	08-02	492.64	7100	08-23	691.54
7074 *	08-01	731.65	7101	08-23	1,185.23
7087 *	08-21	600.00	7102	08-26	2.12
7089 *	08-08	650.00	7103	08-23	833.97
7090	08-07	650.00	7104	08-23	350.00
7091	08-08	650.00	7105	08-23	264.45
7092	08-12	619.65	7106	08-22	7,693.00
7093	08-09	577.63	7107	08-22	60.00
7094	08-12	650.00	7108	08-26	399.06
7095	08-09	650.00	7109	08-26	92.00
7096	08-23	551.61	7110	08-22	314.52
7097	08-22	26,554.06	7111	08-22	1,251.00
7098	08-26	2.00	7112	08-26	57.17
7099	08-26	255.06	7113	08-23	1,871.26

AMERICAN RIVER FLOOD CONTROL DISTRICT
August 31, 2019

Page 2
0811090736

Number	Date	Amount	Number	Date	Amount
7114	08-22	881.89	7134	08-27	345.82
7115	08-22	397.78	7136 *	08-23	1,351.76
7116	08-23	2,200.45	7137	08-26	4,083.00
7117	08-26	314.96	7138	08-22	1,119.26
7118	08-22	5,121.50	7139	08-28	2,109.15
7119	08-27	335.62	7140	08-22	95.63
7120	08-23	165.46	7141	08-21	935.00
7121	08-30	334.95	7142	08-23	804.48
7122	08-22	751.74	7143	08-26	200.00
7123	08-23	8,245.50	7144	08-23	3,129.50
7124	08-26	149.73	7145	08-23	1,360.38
7125	08-22	475.19	7146	08-28	203.66
7127 *	08-26	271.00	7147	08-26	450.98
7129 *	08-26	263.91	7148	08-23	2,668.53
7130	08-22	45.00	7149	08-26	393.23
7131	08-19	197.28	7150	08-27	456.51
7132	08-26	288.72			
7133	08-22	1,387.50			

* Skip in check sequence

DEBITS

Date	Description	Subtractions
08-02	Incoming Wire Fee 201908020030192 COUNTY OF SACRAMENSACRAMENTO CA 9581 PROPERTY TAX DISTR	15.00
08-06	' ACH Withdrawal CALPERS 1900 100000015754950	48.97
08-06	' ACH Withdrawal CALPERS 3100 100000015740103	1,533.75
08-06	' ACH Withdrawal CALPERS 3100 100000015740102	3,260.15
08-06	' ACH Withdrawal CALPERS 1900 100000015754940	5,483.57
08-07	' ACH Withdrawal HEALTHEQUITY INC HealthEqui 190807	150.00
08-07	' ACH Withdrawal CALPERS 1900 100000015757537	2,906.42
08-15	' ACH Withdrawal INTUIT PAYROLL S QUICKBOOKS 190815 946000047	27,678.39
08-21	' ACH Withdrawal CALPERS 1900 100000015779117	700.00
08-21	' ACH Withdrawal CALPERS 3100 100000015724181	1,421.65
08-21	' ACH Withdrawal CALPERS 3100 100000015724148	3,194.69
08-22	' ACH Withdrawal CALPERS 1900 100000015780527	2,870.47

AMERICAN RIVER FLOOD CONTROL DISTRICT
August 31, 2019

Page 3
0811090736

Date	Description	Subtractions
08-22	' ACH Withdrawal INTUIT PAYROLL S QUICKBOOKS 190822 946000047	428.55
08-26	' ACH Withdrawal HEALTH EQUITY INC HealthEqui 190826	152.95
08-28	' ACH Withdrawal CALPERS 1900 100000015784802	2,870.47
08-28	' ACH Withdrawal CALPERS 3100 100000015724196	1,421.65
08-28	' ACH Withdrawal CALPERS 3100 100000015724166	3,194.69
08-29	' ACH Withdrawal CALPERS 1900 100000015778863	250.00
08-30	' ACH Withdrawal INTUIT PAYROLL S QUICKBOOKS 190830 946000047	27,757.32
08-31	' Service Charge ADDITIONAL DEBITS	4.20

CREDITS

Date	Description	Additions
08-02	Incoming Wire 201908020030192 COUNTY OF SACRAMENSACRAMENTO CA 9581 PROPERTY TAX DISTR	38,024.99
08-13	Deposit	16,569.19
08-31	' Interest Credit	15.76

DAILY BALANCES

Date	Amount	Date	Amount	Date	Amount
07-31	203,176.71	08-12	222,132.27	08-26	121,477.35
08-01	202,445.06	08-13	238,701.46	08-27	120,339.40
08-02	239,962.41	08-15	211,023.07	08-28	110,539.78
08-06	229,635.97	08-19	210,825.79	08-29	110,289.78
08-07	225,929.55	08-21	203,974.45	08-30	82,197.51
08-08	224,629.55	08-22	154,527.36	08-31	82,209.07
08-09	223,401.92	08-23	128,853.24		

INTEREST INFORMATION

Annual percentage yield earned	0.10%
Interest-bearing days	31
Average balance for APY	\$188,177.69
Interest earned	\$15.76

AMERICAN RIVER FLOOD CONTROL DISTRICT
August 31, 2019

Page 4
0811090736

OVERDRAFT/RETURN ITEM FEES

	Total for this period	Total year-to-date
Total Overdraft Fees	\$0.00	\$0.00
Total Returned Item Fees	\$0.00	\$0.00

CERTIFICATION

The American River Flood Control District's investment portfolio [] is [is not] in compliance with the District's Financial Management Investments Plan.

The District's investment portfolio is not in compliance in the following respects:

A cash flow analysis confirms that the District [is] [is not] expected to be able to meet its expenditure requirements for the next six months.

The District's cash is insufficient to meet obligations for the next six months as a result of the following:

Attached hereto are the most recent statements of accounts of the following District accounts:

- LAIF Account, State Treasurer's Office **Dated August 2019**
- Investment Pool A Account, City of Sacramento **Dated August 2019**
- District Checking Account, River City Bank **Dated August 2019**
- District Repurchase Account, River City Bank **Dated August 2019**

Certified by: _____ Date: _____
Rachelanne Vander Werf, District Treasurer