

**American River Flood Control District
Staff Report**

Investment Transactions Summary; August 2017

LAIF:

- There were no transactions in this account during the month of August.

City Pool A

- Accrued Interest Receivable for the month of July was \$9,257.63.
- As of July 31, 2017, the balance of Interest Receivable in this account was \$9,257.63.
- Accrued Interest Receivable for the month of August was \$9,950.41
- As of August 31, 2017, the balance of Interest Receivable in this account was \$19,208.04

Interest Receivable is accrued and transferred to the Cash Balance at the discretion of the City.

River City Bank:

- Total amount of Accounts Payable cleared during the month of August was \$142,182.51.
- On August 31, 2017, a monthly interest payment was deposited in the amount of \$48.24.

**American River Flood Control District
Investment Transaction Report
August 2017**

Item 2b

Balance and Transactions

Account		LAIF	City Pool A	River City Bank
Beginning Balance	8/1/17	\$762,160.30	\$7,267,268.07	\$740,392.30
Transactions				
City Pool A	8/31/17		9,950.41	
River City Bank Interest	8/31/17			48.24
Accounts Payable (cleared)				(142,182.51)
Ending Balance:	8/31/17	\$762,160.30	\$7,267,268.07	\$598,258.03

**City Pool A Interest is accrued and deposited in the account at the discretion of the City.

Interest

Date:	Sept 2016	Oct 2016	Nov 2016	Dec 2016
LAIF	0.63	0.65	0.65	0.65
City Pool A	1.34	1.22	1.32	1.17
River City Bank	0.17	0.25	0.25	0.16
Date:	Jan 2017	Feb 2017	Mar 2017	Apr 2017
LAIF	0.75	0.75	0.82	0.88
City Pool A	1.39	1.58	1.47	1.56
River City Bank	0.19	0.25	0.25	0.25
Date:	May 2017	June 2017	July 2017	Aug 2017
LAIF	0.88	0.98	1.05	1.08
City Pool A	1.42	1.55	1.50	1.61
River City Bank	0.25	0.20	0.08	0.08

**American River
Flood Control
District**

AMERICAN RIVER FLOOD CONTROL DISTRICT

MONTHLY REVIEW – JULY 2017

STRATEGY

The ARFCD funds are invested in the City of Sacramento’s Pool A investment fund. The Fund is invested pursuant to the objectives and requirements set forth in the City’s investment policy. The three objectives of the investment policy, in order of priority, are (1) the preservation of capital by the investment in safe instruments, (2) the liquidity needs of the City and pool participants so such parties will have access to cash when they need it, and (3) the maximizing of current income while remaining consistent with the other more important objectives. The City’s investment policy incorporates applicable provisions of state law including, among other things, the prudent person standard and California Code Section 53601 pertaining to eligible investments.

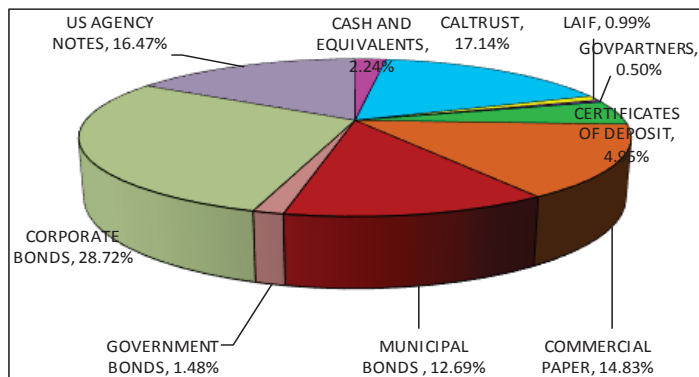
PORTFOLIO STATISTICS

Portfolio’s Beginning Balance	7,267,268
Contributions	0
Withdrawals	0
Interest Earned	9,258
Month-End Market Value	7,276,526

PERFORMANCE

Earned Interest Yield for the Month	1.50%
Laif Rate of Return (book value)	1.05%
90 Day T-Bill	1.02%
Federal Funds	1.15%

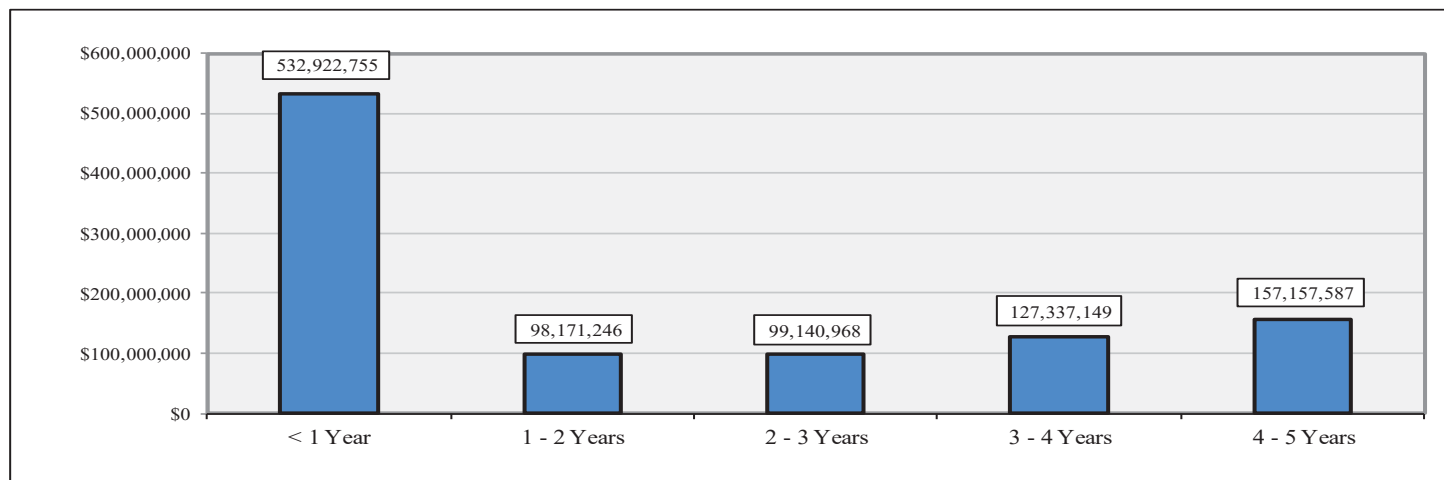
POOL A BY ASSET CLASS



POOL A MATURITY SCHEDULE

Maturity	Market Value	%
< 1 Year	532,922,755	52.52%
1 - 2 Years	98,171,246	9.67%
2 - 3 Years	99,140,968	9.77%
3 - 4 Years	127,337,149	12.55%
4 - 5 Years	157,157,587	15.49%
Total	1,014,729,705	100.00%

Investment Description	Portfolio at Cost	Yield at Month End
CASH AND EQUIVALENTS	2.24%	1.12%
CALTRUST	17.14%	1.20%
LAIF	0.99%	1.05%
GOVPARTNERS	0.50%	1.05%
CERTIFICATES OF DEPOSIT	4.95%	1.70%
COMMERCIAL PAPER	14.83%	1.29%
MUNICIPAL BONDS	12.69%	1.84%
GOVERNMENT BONDS	1.48%	1.90%
CORPORATE BONDS	28.72%	1.90%
US AGENCY NOTES	16.47%	1.48%



City of Sacramento
 CASH LEDGER
American River Flood Control District
 From 07-01-17 To 07-31-17

Item 2b

All Cash Accounts

Trade Date	Settle Date	Tran Code	Quantity	Security	Amount	Cash Balance
Pool A Interest Receivable						
07-01-17				Beginning Balance		0.00
07-31-17	07-31-17	in		Pool A Cash	9,257.63	9,257.63
				Jul 2017 estimated Pool A interest		
					9,257.63	
07-31-17				Ending Balance		9,257.63
Pool A Cash						
07-01-17				Beginning Balance		7,267,268.07
07-31-17				Ending Balance		7,267,268.07

**American River
Flood Control
District**

AMERICAN RIVER FLOOD CONTROL DISTRICT

MONTHLY REVIEW – AUGUST 2017

STRATEGY

The ARFCD funds are invested in the City of Sacramento’s Pool A investment fund. The Fund is invested pursuant to the objectives and requirements set forth in the City’s investment policy. The three objectives of the investment policy, in order of priority, are (1) the preservation of capital by the investment in safe instruments, (2) the liquidity needs of the City and pool participants so such parties will have access to cash when they need it, and (3) the maximizing of current income while remaining consistent with the other more important objectives. The City’s investment policy incorporates applicable provisions of state law including, among other things, the prudent person standard and California Code Section 53601 pertaining to eligible investments.

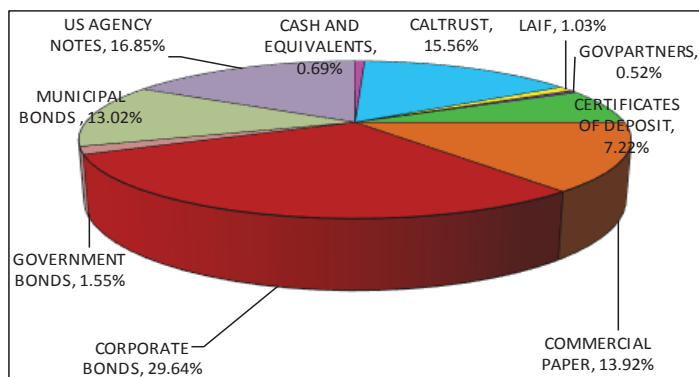
PORTFOLIO STATISTICS

Portfolio’s Beginning Balance	7,276,526
Contributions	0
Withdrawals	0
Interest Earned	9,950
Month-End Market Value	7,286,476

PERFORMANCE

Earned Interest Yield for the Month	1.61%
Laif Rate of Return (book value)	1.08%
90 Day T-Bill	1.00%
Federal Funds	1.15%

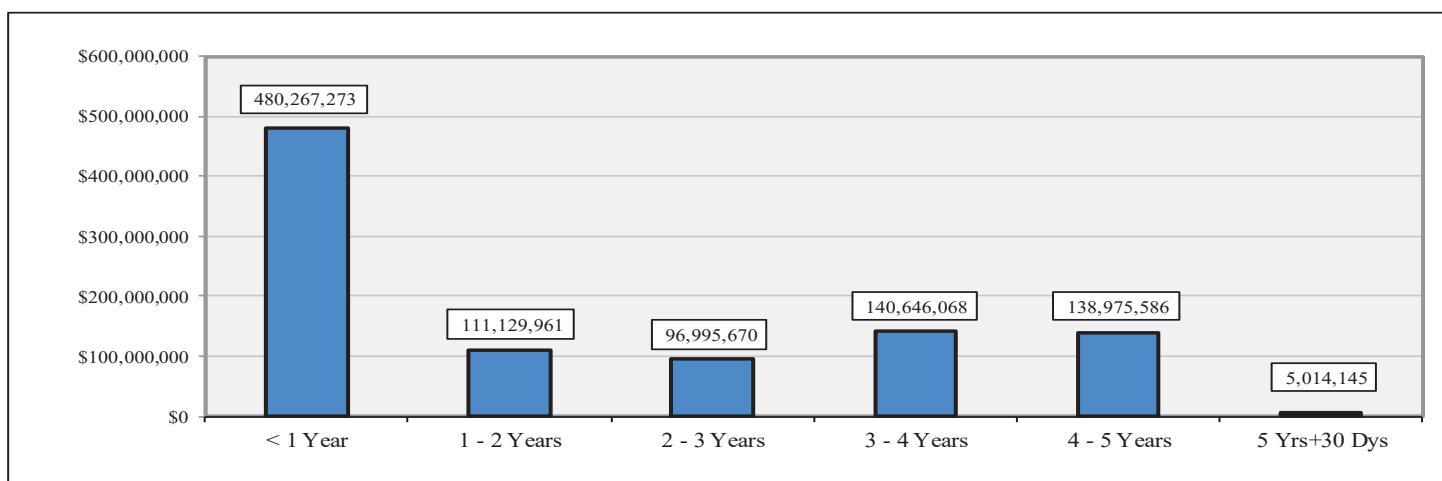
POOL A BY ASSET CLASS



POOL A MATURITY SCHEDULE

Maturity	Market Value	%
< 1 Year	480,267,273	49.36%
1 - 2 Years	111,129,961	11.42%
2 - 3 Years	96,995,670	9.97%
3 - 4 Years	140,646,068	14.45%
4 - 5 Years	138,975,586	14.28%
5 Yrs+30 Dys	5,014,145	0.52%
Total	973,028,703	100.00%

Investment Description	Portfolio at Cost	Yield at Month End
CASH AND EQUIVALENTS	0.69%	1.12%
CALTRUST	15.56%	1.36%
LAIF	1.03%	1.08%
GOVPARTNERS	0.52%	1.06%
CERTIFICATES OF DEPOSIT	7.22%	1.71%
COMMERCIAL PAPER	13.92%	1.30%
CORPORATE BONDS	29.64%	1.94%
GOVERNMENT BONDS	1.55%	1.90%
MUNICIPAL BONDS	13.02%	1.88%
US AGENCY NOTES	16.85%	1.59%



City of Sacramento
 CASH LEDGER
American River Flood Control District
From 08-01-17 To 08-31-17

Item 2b

All Cash Accounts

Trade Date	Settle Date	Tran Code	Quantity	Security	Amount	Cash Balance
Pool A Interest Receivable						
08-01-17				Beginning Balance		9,257.63
08-31-17	08-31-17	in		Pool A Cash	9,950.41	19,208.04
				Aug 2017 estimated Pool A interest	9,950.41	
08-31-17				Ending Balance		19,208.04
Pool A Cash						
08-01-17				Beginning Balance		7,267,268.07
08-31-17				Ending Balance		7,267,268.07

Local Agency Investment Fund
P.O. Box 942809
Sacramento, CA 94209-0001
(916) 653-3001

www.treasurer.ca.gov/pmia-laif/laif.asp
September 14,
2017

AMERICAN RIVER FLOOD CONTROL DISTRICT

DISTRICT ENGINEER/MANAGER
165 COMMERCE CIRCLE, SUITE D
SACRAMENTO, CA 95815

PMIA Average Monthly Yields

Account Number:

90-34-002

// [Tran Type Definitions](#)

August 2017 Statement

Account Summary

Total Deposit:	0.00	Beginning Balance:	762,160.30
Total Withdrawal:	0.00	Ending Balance:	762,160.30



River City Bank

WWW.RIVERCITYBANK.COM
PO Box 15247, Sacramento, CA 95851-0247
Return Service Requested

Item 2b

REPURCHASE



AMERICAN RIVER FLOOD CONTROL DISTRICT
4000 MAGNOLIA HILLS DR
EL DORADO HILLS CA 95762-6561

Last statement: July 31, 2017
This statement: August 31, 2017
Total days in statement period: 31

Page 1
0811100952
(0)

Direct inquiries to:
916-567-2836

IMPORTANT REMINDER: FOR YOUR PROTECTION, IF YOU DID NOT USE YOUR VISA DEBIT CARD BETWEEN JANUARY 1, 2017 AND JULY 15, 2017, YOUR VISA DEBIT CARD WILL BE DEACTIVATED ON SEPTEMBER 15, 2017. SHOULD YOU HAVE ANY QUESTIONS, OR WOULD LIKE TO ORDER A NEW CHIP-ENABLED DEBIT MASTERCARD, WE ENCOURAGE YOU TO CONTACT YOUR ACCOUNT OFFICER OR CUSTOMER SERVICE AT 916.567.2899.

Public Fund Interest Checking

Account number	0811100952	Beginning balance	\$740,392.30
Low balance	\$598,209.79	Total additions	40,409.92
Average balance	\$709,953.62	Total subtractions	182,544.19
Avg collected balance	\$709,953	Ending balance	\$598,258.03

DEBITS

Date	Description	Subtractions
08-01	' Automatic Transfer TRANSFER TO DEPOSIT SYSTEM ACCOUNT XXXXXX0736	150.00
08-02	' Automatic Transfer TRANSFER TO DEPOSIT SYSTEM ACCOUNT XXXXXX0736	100.07
08-15	' Automatic Transfer TRANSFER TO DEPOSIT SYSTEM ACCOUNT XXXXXX0736	28,027.87
08-16	' Automatic Transfer TRANSFER TO DEPOSIT SYSTEM ACCOUNT XXXXXX0736	8,740.98

REPURCHASE

AMERICAN RIVER FLOOD CONTROL DISTRICT
August 31, 2017

Page 2
0811100952

Date	Description	Subtractions
08-17	' Automatic Transfer TRANSFER TO DEPOSIT SYSTEM ACCOUNT XXXXXX0736	18,686.88
08-18	' Automatic Transfer TRANSFER TO DEPOSIT SYSTEM ACCOUNT XXXXXX0736	27,957.22
08-21	' Automatic Transfer TRANSFER TO DEPOSIT SYSTEM ACCOUNT XXXXXX0736	56,209.37
08-22	' Automatic Transfer TRANSFER TO DEPOSIT SYSTEM ACCOUNT XXXXXX0736	5,244.46
08-23	' Automatic Transfer TRANSFER TO DEPOSIT SYSTEM ACCOUNT XXXXXX0736	88.09
08-24	' Automatic Transfer TRANSFER TO DEPOSIT SYSTEM ACCOUNT XXXXXX0736	5,749.51
08-25	' Automatic Transfer TRANSFER TO DEPOSIT SYSTEM ACCOUNT XXXXXX0736	4,819.00
08-31	' Automatic Transfer TRANSFER TO DEPOSIT SYSTEM ACCOUNT XXXXXX0736	26,770.74

CREDITS

Date	Description	Additions
08-04	' Automatic Transfer TRANSFER FROM DEPOSIT SYSTEM ACCOUNT XXXXXX0736	40,361.68
08-31	' Interest Credit	48.24

DAILY BALANCES

Date	Amount	Date	Amount	Date	Amount
07-31	740,392.30	08-16	743,735.06	08-23	635,549.04
08-01	740,242.30	08-17	725,048.18	08-24	629,799.53
08-02	740,142.23	08-18	697,090.96	08-25	624,980.53
08-04	780,503.91	08-21	640,881.59	08-31	598,258.03
08-15	752,476.04	08-22	635,637.13		

INTEREST INFORMATION

Annual percentage yield earned	0.08%
Interest-bearing days	31
Average balance for APY	\$709,953.62
Interest earned	\$48.24

REPURCHASE

AMERICAN RIVER FLOOD CONTROL DISTRICT
August 31, 2017

Page 3
0811100952

OVERDRAFT/RETURN ITEM FEES

	Total for this period	Total year-to-date
Total Overdraft Fees	\$0.00	\$0.00
Total Returned Item Fees	\$0.00	\$0.00



River City Bank

WWW.RIVERCITYBANK.COM

PO Box 15247, Sacramento, CA 95851-0247

Return Service Requested

Item 2b

CHECKING



Last statement: July 31, 2017
This statement: August 31, 2017
Total days in statement period: 31

AMERICAN RIVER FLOOD CONTROL DISTRICT
4000 MAGNOLIA HILLS DR
EL DORADO HILLS CA 95762-6561

Page 1
0811090736
(45)

Direct inquiries to:
916-567-2836

IMPORTANT REMINDER: FOR YOUR PROTECTION, IF YOU DID NOT USE YOUR VISA DEBIT CARD BETWEEN JANUARY 1, 2017 AND JULY 15, 2017, YOUR VISA DEBIT CARD WILL BE DEACTIVATED ON SEPTEMBER 15, 2017. SHOULD YOU HAVE ANY QUESTIONS, OR WOULD LIKE TO ORDER A NEW CHIP-ENABLED DEBIT MASTERCARD, WE ENCOURAGE YOU TO CONTACT YOUR ACCOUNT OFFICER OR CUSTOMER SERVICE AT 916.567.2899.

Public Fund Interest Checking

Account number	0811090736	Beginning balance	\$0.00
Enclosures	45	Total additions	223,020.87
Low balance	\$0.00	Total subtractions	223,020.87
Average balance	\$0.00	Ending balance	\$0.00
Avg collected balance	\$-9		

CHECKS

Number	Date	Amount	Number	Date	Amount
5952	08-31	50.00	5998	08-24	182.81
5986 *	08-02	100.07	5999	08-18	408.49
5987	08-18	24,973.91	6000	08-21	847.93
5988	08-23	88.09	6001	08-18	23.01
5989	08-21	675.81	6002	08-18	2,085.35
5990	08-18	123.89	6003	08-22	51.30
5991	08-21	8,921.41	6004	08-21	60.98
5992	08-17	350.00	6005	08-17	7,500.00
5993	08-17	3,705.00	6006	08-17	176.62
5994	08-24	5,489.00	6007	08-16	357.31
5995	08-21	74.02	6008	08-17	2,986.75
5996	08-21	91.77	6009	08-21	2,060.14
5997	08-17	2,593.00	6010	08-21	22.68

CHECKING

AMERICAN RIVER FLOOD CONTROL DISTRICT
August 31, 2017

Page 2
0811090736

Number	Date	Amount	Number	Date	Amount
6011	08-15	2,768.71	6020	08-18	369.57
6012	08-25	1,200.00	6021	08-22	1,797.13
6013	08-25	3,619.00	6022	08-21	41,746.88
6014	08-21	644.87	6023	08-21	372.64
6015	08-24	77.70	6024	08-21	84.87
6016	08-17	946.60	6025	08-22	1,764.00
6017	08-21	605.37	6026	08-18	73.00
6018	08-22	200.00			
6019	08-22	1,432.03			

* Skip in check sequence

DEBITS

Date	Description	Subtractions
08-01	' ACH Withdrawal HEALTHQUITY INC HealthEqui 170801 38415	150.00
08-04	Incoming Wire Fee 201708040014272 COUNTY OF SACRAMENSACRAMENTO CA 9581 PROPERTY TAX DISTR	15.00
08-04	' Automatic Transfer TRANSFER TO DEPOSIT SYSTEM ACCOUNT XXXXXX0952	40,361.68
08-15	' ACH Withdrawal HEALTHQUITY INC HealthEqui 170815 38415	152.95
08-15	' ACH Withdrawal INTUIT PAYROLL S QUICKBOOKS 170815 946000047	25,106.21
08-16	' ACH Withdrawal CALPERS 3100 100000015002022	979.24
08-16	' ACH Withdrawal CALPERS 1900 100000015041368	1,425.00
08-16	' ACH Withdrawal CALPERS 3100 100000015001984	2,753.06
08-16	' ACH Withdrawal CALPERS 1900 100000015023276	3,226.37
08-17	' ACH Withdrawal INTUIT PAYROLL S QUICKBOOKS 170817 946000047	428.91
08-31	' ACH Withdrawal INTUIT PAYROLL S QUICKBOOKS 170831 946000047	26,720.74

CHECKING

AMERICAN RIVER FLOOD CONTROL DISTRICT
August 31, 2017

Page 3
0811090736

CREDITS

Date	Description	Additions
08-01	' Automatic Transfer TRANSFER FROM DEPOSIT SYSTEM ACCOUNT XXXXXX0952	150.00
08-02	' Automatic Transfer TRANSFER FROM DEPOSIT SYSTEM ACCOUNT XXXXXX0952	100.07
08-04	Incoming Wire 201708040014272 COUNTY OF SACRAMENSACRAMENTO CA 9581 PROPERTY TAX DISTR	40,376.68
08-15	' Automatic Transfer TRANSFER FROM DEPOSIT SYSTEM ACCOUNT XXXXXX0952	28,027.87
08-16	' Automatic Transfer TRANSFER FROM DEPOSIT SYSTEM ACCOUNT XXXXXX0952	8,740.98
08-17	' Automatic Transfer TRANSFER FROM DEPOSIT SYSTEM ACCOUNT XXXXXX0952	18,686.88
08-18	' Automatic Transfer TRANSFER FROM DEPOSIT SYSTEM ACCOUNT XXXXXX0952	27,957.22
08-18	Deposit	100.00
08-21	' Automatic Transfer TRANSFER FROM DEPOSIT SYSTEM ACCOUNT XXXXXX0952	56,209.37
08-22	' Automatic Transfer TRANSFER FROM DEPOSIT SYSTEM ACCOUNT XXXXXX0952	5,244.46
08-23	' Automatic Transfer TRANSFER FROM DEPOSIT SYSTEM ACCOUNT XXXXXX0952	88.09
08-24	' Automatic Transfer TRANSFER FROM DEPOSIT SYSTEM ACCOUNT XXXXXX0952	5,749.51
08-25	' Automatic Transfer TRANSFER FROM DEPOSIT SYSTEM ACCOUNT XXXXXX0952	4,819.00
08-31	' Automatic Transfer TRANSFER FROM DEPOSIT SYSTEM ACCOUNT XXXXXX0952	26,770.74

DAILY BALANCES

Date	Amount	Date	Amount	Date	Amount
07-31	0.00	08-01	0.00	08-02	0.00

CHECKING

AMERICAN RIVER FLOOD CONTROL DISTRICT
August 31, 2017

Page 4
0811090736

Date	Amount	Date	Amount	Date	Amount
08-04	0.00	08-18	0.00	08-24	0.00
08-15	0.00	08-21	0.00	08-25	0.00
08-16	0.00	08-22	0.00	08-31	0.00
08-17	0.00	08-23	0.00		

INTEREST INFORMATION

Annual percentage yield earned	0.00%
Interest-bearing days	31
Average balance for APY	\$0.00
Interest earned	\$0.00

OVERDRAFT/RETURN ITEM FEES

	Total for this period	Total year-to-date
Total Overdraft Fees	\$0.00	\$0.00
Total Returned Item Fees	\$0.00	\$0.00

CERTIFICATION

The American River Flood Control District's investment portfolio [] is [is not] in compliance with the District's Financial Management Investments Plan.

The District's investment portfolio is not in compliance in the following respects:

A cash flow analysis confirms that the District [is] [is not] expected to be able to meet its expenditure requirements for the next six months.

The District's cash is insufficient to meet obligations for the next six months as a result of the following:

Attached hereto are the most recent statements of accounts of the following District accounts:

- LAIF Account, State Treasurer's Office **Dated August 2017**
- Investment Pool A Account, City of Sacramento **Dated July 2017**
- Investment Pool A Account, City of Sacramento **Dated August 2017**
- District Checking Account, River City Bank **Dated August 2017**
- District Repurchase Account, River City Bank **Dated August 2017**

Certified by: _____ Date: _____
Cyril Shah, District Treasurer